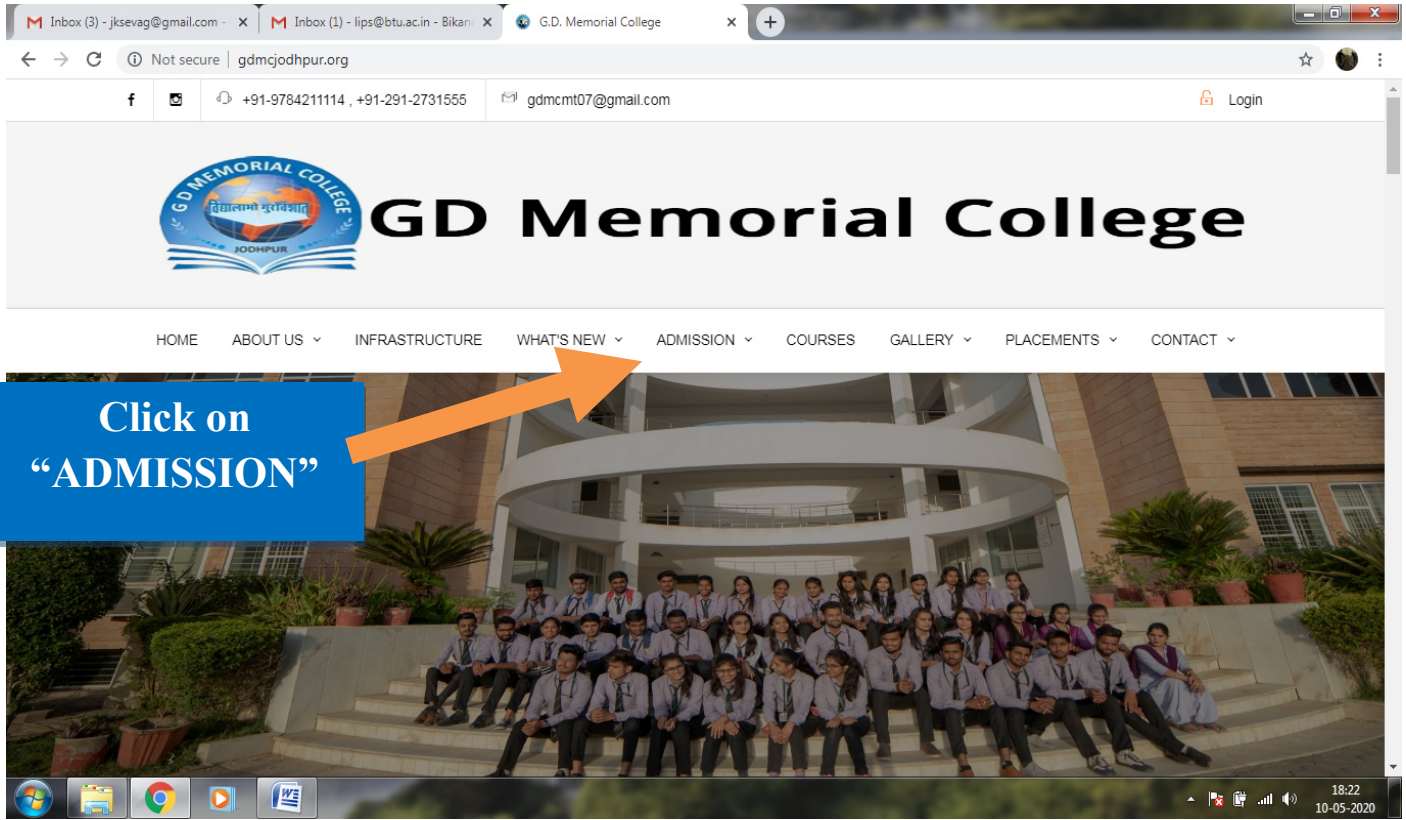
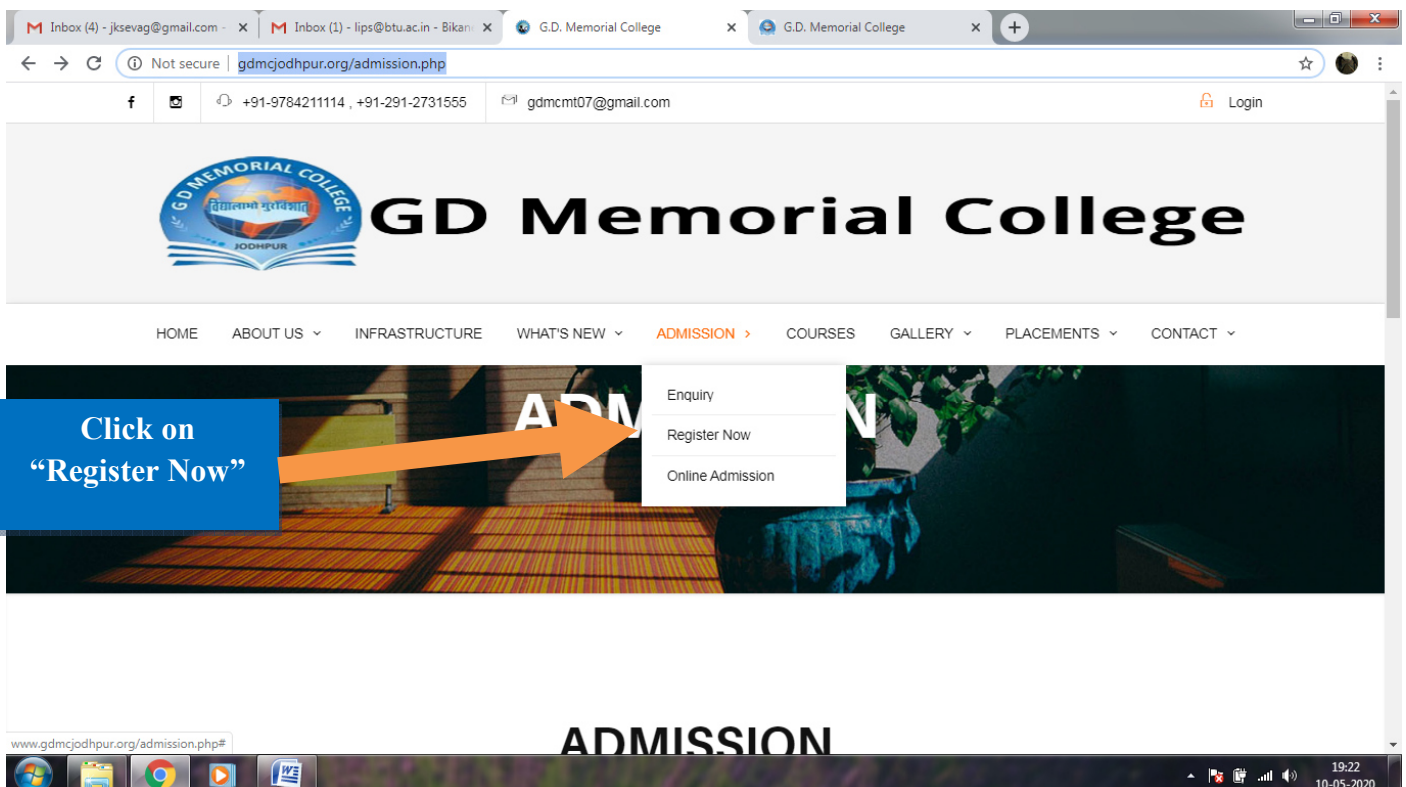


REGISTRATION & ADMISSION PROCESS

Step – 1. Please visit www.gdmcjodhpur.org



Step – 2. Click on Register Now:



Step – 3. Fill All The Required Information:

Register Now

Name *	<input type="text" value="Kartik"/>	Father's Name*	<input type="text" value="Vishal Singh"/>
Mother's Name	<input type="text"/>	D.O.B.*	<input type="text" value="25-12-1999"/>
Course *	<input type="text" value="BSC CBZ - 1ST YEAR"/>	Father's Occupation	<input type="text"/>
Gender *	<input checked="" type="radio"/> Male <input type="radio"/> Female	Caste	<input type="text"/>
SMS Mobile No. *	<input type="text" value="9928849435"/>	Religion	<input type="text" value="--Select--"/>
Category	<input type="text" value="--Select--"/>	Nationality	<input type="text"/>
Student Address	<input type="text" value="Shastri Nagar Jodhpur"/>	Aadhar Card No.	<input type="text"/>
City	<input type="text" value="Jodhpur"/>	Mother's Occupation	<input type="text"/>
State	<input type="text" value="Rajasthan"/>	Email ID	<input type="text"/>
Pincode	<input type="text"/>	Father's Email ID	<input type="text"/>
<input checked="" type="checkbox"/> Same as Correspondance		Mother's Email ID	<input type="text"/>
		Guardian's Name	<input type="text"/>
		Student Type	<input type="text"/>

State

Pincode

Same as Correspondance

Parent Address

Parent City

Parent State

Parent Pincode

Mother's Email ID

Guardian's Name

Student Type

Last School/Institute

Mobile 1

Mobile 2

Registration Fees: Rs. 200/-

Declaration :

1. I hereby submit that all the information provided by me are true to the best of my knowledge and I will be responsible for any false production of facts.
2. Fee once deposited will not be refunded and the same is not transferrable.
3. Its your provisional admission here. If any facts are found incorrect or contrary to the sansthan/institution norms, we reserve the right to cancel the admission.

I agree to all the above declaration.

Submit & PayNow

Clear Form

Step – 4. Make On-line Payment via: Internet Banking/Debit Card/Credit Card :

DATE : 10 May 2020
ORDER ID : 1
SCHOLAR NAME : KARTIK
PAYMENT FOR : PROSPECTUS FEE
AMOUNT : 200

CheckOut

Click on Check Out

GD MEMORIAL COLLEGE

English

Payment Information

Credit Card

Debit Cards

Net Banking

Card Number: 5419190513701873

Expiry Date: Apr (04) 2022

CVV: *** 578

As per RBI's directive, w.e.f March 16, 2020, any Indian debit/credit card not yet used for online e-commerce will be blocked for all online transactions. In case of such failure, please contact your card issuing bank to enable online usage.

I agree with the Privacy Policy by proceeding with this payment.

INR 200.00 (Total Amount Payable)

Make Payment Cancel

ORDER DETAILS

Order #: 1

Order Amount: 200.00

Total Amount: INR 200.00

Powered by: HDFC BANK, Norton, PCI-DSS

Click on Make Payment

Step – 5. Insert OTP & Confirm Payment

The screenshot shows the HDFC Bank authentication interface. On the left, under 'Merchant details', the merchant is 'GD MEMORIAL COLLEGE', the date is 'May 10, 2020', the card number is '5419 XXXX XXXX 1873', and the total charge is 'Rs. 200.00'. The main section is 'Authenticate Transaction', which includes an 'OTP' field, a confirmation message 'Successfully sent the One Time Password to your Registered Mobile Number 99**8***35.', an 'Enter OTP' input field, and 'CANCEL' and 'SUBMIT' buttons. An orange arrow points to the 'SUBMIT' button. A blue callout box with white text says 'Enter your OTP & Confirm the Payment'. A note at the bottom states: 'Note- Please ensure that your latest mobile number/ email id is updated in the Bank records. Visit nearest Branch or call Customer Care for the same. This page will automatically time out after 02:45 seconds'. The page is powered by Wibmo.

The screenshot shows a green success banner with a checkmark icon and the word 'SUCCESS'. Below the banner, transaction details are listed:

order_id	2
trans_date	10/05/2020 18:42:53
tracking_id	109845798981
bank_ref_no	776165
payment_mode	Debit Card
currency	INR
amount	1.00

At the bottom, there are two buttons: 'Done & Collect Details' and 'Done'.



order_id 2
trans_date 10/05/2020 18:42:53
tracking_id 109845798981
bank_ref_no 776165
payment_mode Debit Card
currency INR
amount 1.00


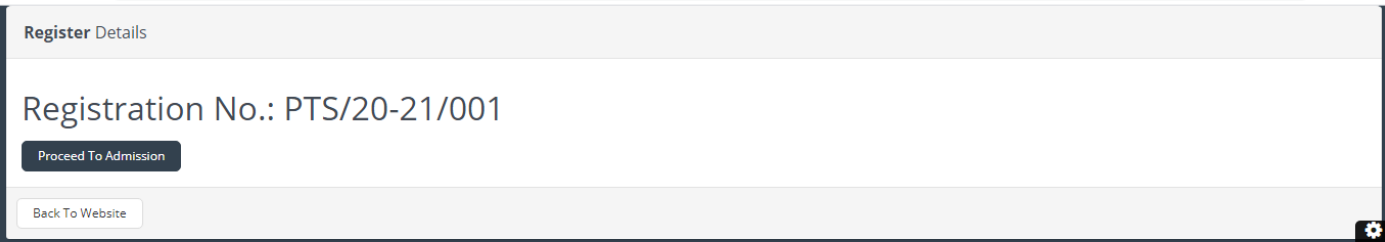
Click on
"Done & Collect
Details"



Done & Collect Details
Done



Step – 6. You will get Registration Number & Message at Your Mobile



This Registration Number will use for Admission

Step – 7. Click on Proceed To Admission

Register Details

Registration No.: PTS/20-21/001

Proceed To Admission

Back To Website

Click on
"Proceed To
Admission"

Not secure | erp.gdmcm.org/gdmcweb/regresult.php

18:44
10-05-2020

Step – 8. Enter Registration Number.

Online Admission

Registration Receipt No. * PTS/20-21/001

Proceed

Enter
Registration
Number here

Not secure | erp.gdmcm.org/gdmcweb/admission.php

19:47
10-05-2020

G.D. MEMORIAL COLLEGE

erp.gdmcmt.org/gdmcweb/admission.php

Student Address		Parent Address	
Student City		Parent City	
Student State		Parent State	
Guardian's Name		Parent Pincode	
Mobile 1	8223031464	Mobile 2	
Student Type		Last School/Institute	
Last Qualifying Exam	12	Last Year of Passing Exam	2023
Last Percentage Scored		Last Subjects	

Fees To Be Deposit • ₹ 5000

Upload Photo • Choose file No file chosen

Upload 10th Marksheet • Choose file No file chosen

Upload 12th Marksheet • Choose file No file chosen

Upload Graduation Marksheet (if Applicable) • Choose file No file chosen

Insert Fee Amount

Upload Scan Documents

Declaration :

- I hereby submit that all the information provided by me are true to the best of my knowledge and I will be responsible for any false production of facts.
- Fee once deposited will not be refunded and the same is not transferrable.
- Its your provisional admission here. If any facts are found incorrect or contrary to the sansthan/institution norms, we reserve the right to cancel the admission.

I agree to all the above declaration.

Proceed

Step – 9. Click on Check Out & Proceed for Payment.

gdportal.lss-org.in/merchant/gdmc/gateway_home.php

DATE : 10 May 2020

ORDER ID : 3

SCHOLAR NAME : KARTIK

PAYMENT FOR : College Fee

AMOUNT : 11

CheckOut

18:50
10-05-2020

secure.ccavenue.com/transaction/transaction.do?command=initiateTransaction

GD MEMORIAL COLLEGE

Payment Information

Card Number: 41919051370 **VISA**

Expiry Date: Month Year CVV: 576

As per RBI's directive, w.e.f March 16, 2020, any Indian debit/credit card not yet used for online e-commerce will be blocked for all online transactions. In case of such failure, please contact your card issuing bank to enable online usage.

I agree with the [Privacy Policy](#) by proceeding with this payment.

INR 11.00 (Total Amount Payable)

[Make Payment](#) [Cancel](#)

ORDER DETAILS

Order #: 3

Order Amount: 11.00

Total Amount: INR 11.00

Powered by **HDFC BANK**

netsafe.hdfcbank.com/ACSWeb/authJsp/authImprovedHopsTxnPage.jsp?transType=adsReg

Merchant details

Merchant Name: **GD MEMORIAL COLLEGE**

Date: May 10, 2020

Card Number: 5419 XXXX XXXX 1873

Total Charge: **Rs. 11.00**

Authenticate Transaction

OTP

Successfully sent the One Time Password to your Registered Mobile Number 99**8***35.

Enter OTP

[Resend OTP](#)

[CANCEL](#)
CONFIRM

Note- Please ensure that your latest mobile number/ email id is updated in the Bank records. Visit nearest Branch or call Customer Care for the same.

This page will automatically time out after **02:50** seconds

Enter your OTP &
Confirm the
Payment

Powered by

gdportal.lss-org.in/merchant/gdmc/ccavResponseHandler.php

SUCCESS

order_id	3
trans_date	10/05/2020 18:52:19
tracking_id	109845804124
bank_ref_no	781822
payment_mode	Debit Card
currency	INR
amount	11.00

[Done & Collect Details](#)

Click on "Done & Collect Details"

18:53
10-05-2020

Step – 10. Please Save Your System Generated Receipt for future Use

erp.luckyinstitute.org/tpoweb/printreceipt.php?reco=1

Print 1 sheet of paper

Destination: PDF24

Pages: All

Copies: 1

Layout: Portrait

Color: Color

More settings

S. No.	Particulars	Amount
1	ADMISSION	1.00
2	TUTION FE	10.00
TOTAL		11.00

Prepared By: System Generated

Print

Congratulation Your Admission Process Is Completed

Step – 11. After That You Will Get Student Username & Password For Access The College ERP Account.

Admission Details

Admission No.: Test Demo/20/001
Portal Link: <https://gdportal.lss-org.in/>
Username: KARTIK
Password: KART2007

Back To Website

Open this link with Username & Password

You will see this window

G.D. MEMORIAL COLLEGE

Welcome Student

KARTIK

.....

GDMC

Log In

Developed By Technoknitters

Insert your Username & Password

Home Change Password KARTIK

Dashboard > Change Password

Change Password

Please change your default password first!!!

Old Password

New Password

Confirm Password

Change

Please Change Your Password

gdportal.lss-org.in/chngpwd.php?msg5=set

19:13 10-05-2020

Home Change Password KARTIK

Message To/From College Downloads Attendance Lecture Perfoma

Notice Board Time Table Fees Details

College Canteen Library Document Details

Please Collect Your Fees Receipt here

gdportal.lss-org.in/parentdashboard.php

19:03 10-05-2020

Thanking You

For More Details Feel Free To Contact: 9784211114

For Technical Support : 9773351119